

















TV user guide





	Power	Click to turn TV on/off
	Back	Depending on what screen you are on, will take you back to the previous menu/screen.
	Home	Takes you back to the home screen
	Options	Will bring up a settings menu, whilst watching TV this will provide sound/video/subtitle options
	Up	Moves highlighted selector upwards
	Down	Moves highlighted selector downwards
	Left	Brings up the channel list, skips backwards whilst streaming and moves highlighted selector to the left
	Right	Closes channel list, skips forward whilst streaming and moves highlighted selector to the right
	OK	Selection button, will select what is highlighted. Whilst watching TV the OK button will show TV program info
	Rewind	Skips backwards whilst streaming
	Play/Pause	Whilst streaming, pause or play content
	Fast-forward	Skips forward whilst streaming
	Instant Replay	Jumps back a few seconds whilst streaming and jumps to previous channel whilst watching TV
	Volume up	Increases volume
	Volume down	Decreases volume
	Mute	Mute or unmutes volume

TV user guide

Watching broadcast TV channels

To watch broadcast TV, select the Antenna TV tile on the Home screen. Your TV remembers the last channel you watched and starts with that channel playing.


Changing Channels:

- Press  to select the next higher channel
- Press  to select the next lower channel
- Press  to display the channel list, use UP and DOWN to navigate, press OK to select the channel
- Press  to jump to the previous channel


Program Information:

View program information by clicking OK

Adjusting Settings:

Press  to display the Options menu. Press UP and DOWN to highlight an option, and then press LEFT and RIGHT to change the setting.

Streaming

To use streaming services like Netflix, navigate to the Home Page by pressing the  button. Use the navigational buttons (UP, DOWN etc) to find the streaming app you'd like to launch and select using OK. You will likely have to sign in to your own account to use the streaming app, so remember to log out of it before you check out.

Need more assistance?

If you require further assistance or are experiencing issues with your TV please contact our friendly team at the front desk (dial 9).